


Quick selection table

Contactors ... 9 to 85A

Frame size		9A		12A		18A		22A		
3-pole Contactors										
		See page 26 for more details								
Types	AC coil	GMC-9		GMC-12		GMC-18		GMC-22		
	DC coil	GMD-9		GMD-12		GMD-18		GMD-22		
Ratings / IEC60947-4		kW	A	kW	A	kW	A	kW	A	
AC1	AC3	2.5	11	3.5	13	4.5	18	5.5	22	
	200/240V	4	9	5.5	12	7.5	18	11	22	
	380/440V	4	7	7.5	12	7.5	13	15	22	
	500/550V	4	7	7.5	12	7.5	13	15	22	
AC3	690V	4	5	7.5	9	7.5	9	15	18	
	Ratings / UL508		hp	A	hp	A	hp	A	hp	A
	continuous current		20		25		30		32	
	single phase	115V	0.5		0.5		1		2	
230V		1		2		3		3		
three phase	200V	2		3		5		7		
	230V	2		3		5		7.5		
	460V	5		7.5		10		10		
	575V	7.5		10		15		15		
NEMA size		00		00		0		0		

Additional auxiliary contacts

See page 112 for more details




2-pole Front mount







4-pole Front mount





2-pole Side mount

4-pole Contactors									
		See page 38 for more details							
Types	AC coil	GMC-9/4		GMC-12/4		GMC-18/4		GMC-22/4	
	DC coil	GMD-9/4		GMD-12/4		GMD-18/4		GMD-22/4	
AC1(A)		20		20		25		32	

Overload Relays

Bimetallic style				Setting ranges (A)			
Type GT				0.1 - 0.16 0.16 - 0.25 0.25 - 0.4 0.4 - 0.63 0.63 - 1 1 - 1.6 1.6 - 2.5 2.5 - 4		4 - 6 5 - 8 6 - 9 7 - 10 9 - 13 12 - 16 16 - 22	
See page 77-88 for more details		GT-22				Base for separate mount	
Class 10A	Differential	GTK-22					
	Non-differential (3-heater)	GTH-22/3					
	Non-differential (2-heater)	GTH-22					
Class 20	Differential	GTK-22/L					
Electronic style				Setting ranges (A)			
Type GMP				0.1 - 1.5 1 - 5 4.4 - 22		Separate mount type	
Class 1~30 adjustable		GMP22					
See page 98-106 for more details							

32A		40A		50A		65A		75A		85A	
 <p>See page 28 for more details</p>				 <p>See page 30 for more details</p>							
GMC-32		GMC-40		GMC-50		GMC-65		GMC-75		GMC-85	
GMD-32		GMD-40		GMD-50		GMD-65		GMD-75		GMD-85	
kW	A	kW	A	kW	A	kW	A	kW	A	kW	A
	50		60		80		100		110		135
7.5	32	11	40	15	55	18.5	65	22	75	25	85
15	32	18.5	40	22	50	30	65	37	75	45	85
18.5	28	22	32	30	43	33	60	37	64	45	75
18.5	20	22	23	30	28	33	35	37	42	45	45
hp	A	hp	A	hp	A	hp	A	hp	A	hp	A
	45		50		70		80		90		100
2		3		3		5		5		7.5	
5		5		7.5		10		15		15	
7.5		10		10		15		20		25	
10		10		15		20		25		30	
20		25		30		40		50		50	
20		25		30		40		50		50	
1		1		2		2		2		3	





2-pole
Front mount








4-pole
Front mount







2-pole
Side mount

 <p>See page 40 for more details</p>				 <p>See page 42 for more details</p>							
GMC-32/4		GMC-40/4		GMC-50/4		GMC-65/4		GMC-75/4		GMC-85/4	
GMD-32/4		GMD-40/4		GMD-50/4		GMD-65/4		GMD-75/4		GMD-85/4	
50		60		80		100		110		135	



 <p>Setting ranges (A)</p> <table border="1"> <tr><td>4 - 6</td><td>12 - 18</td></tr> <tr><td>5 - 8</td><td>16 - 22</td></tr> <tr><td>6 - 9</td><td>18 - 26</td></tr> <tr><td>7 - 10</td><td>24 - 36</td></tr> <tr><td>9 - 13</td><td>28 - 40</td></tr> </table> <p>Base for separate mount</p>	4 - 6	12 - 18	5 - 8	16 - 22	6 - 9	18 - 26	7 - 10	24 - 36	9 - 13	28 - 40	 <p>Setting ranges (A)</p> <table border="1"> <tr><td>7 - 10</td><td>28 - 40</td></tr> <tr><td>9 - 13</td><td>34 - 50</td></tr> <tr><td>12 - 18</td><td>45 - 65</td></tr> <tr><td>16 - 22</td><td>54 - 75</td></tr> <tr><td>18 - 26</td><td>63 - 85</td></tr> <tr><td>24 - 36</td><td></td></tr> </table> <p>Base for separate mount</p>	7 - 10	28 - 40	9 - 13	34 - 50	12 - 18	45 - 65	16 - 22	54 - 75	18 - 26	63 - 85	24 - 36	
4 - 6	12 - 18																						
5 - 8	16 - 22																						
6 - 9	18 - 26																						
7 - 10	24 - 36																						
9 - 13	28 - 40																						
7 - 10	28 - 40																						
9 - 13	34 - 50																						
12 - 18	45 - 65																						
16 - 22	54 - 75																						
18 - 26	63 - 85																						
24 - 36																							
<p>GTK-40</p> <p>GTH-40/3</p> <p>GTH-40</p> <p>GTK-40/L</p>	<p>GTK-85</p> <p>GTH-85/3</p> <p>GTH-85</p> <p>GTK-85/L</p>																						
 <p>Setting ranges (A)</p> <table border="1"> <tr><td>4 - 20</td></tr> <tr><td>8 - 40</td></tr> </table> <p>separate mount</p>	4 - 20	8 - 40	 <p>Setting ranges(A) : 16 ~ 80A</p> <p>Separate mount Wiring by screw</p>	 <p>Setting ranges(A) : 5 ~ 60A</p> <p>Separate mount Wiring by CT tunnel</p>																			
4 - 20																							
8 - 40																							




Quick selection table

Contactors ... 100 to 800A

Frame size		100A	125A	150A			
3-pole Contactors		 <p>See page 34 for more details</p>		 <p>See page 34 for more details</p>			
Types	AC/DC common coil	GMC-100		GMC-125			
Ratings / IEC60947-4		kW	A	kW	A	kW	A
AC1			160		160		210
AC3	200/240V	30	105	37	125	45	150
	380/440V	55	105	60	120	75	150
	500/550V	55	85	60	90	90	140
	690V	55	65	60	70	90	100
Ratings / UL508		hp	A	hp	A	hp	A
continuous current			160		160		210
single phase	115V	7.5		10		15	
	230V	15		20		25	
three phase	200V	30		40		40	
	230V	30		40		50	
	460V	60		75		100	
	575V	60		75		100	
NEMA size		3		3		4	
Additional auxiliary contacts		 <p>AU-100 1NO+1NC, Side mount</p>					
4-pole Contactors		 <p>See page 46 for more details</p>					
Types	AC/DC common coil	GMC-100/4		GMC-125/4		GMC-150/4	
AC1(A)		160		160		210	




Overload Relays




Bimetallic style		 <p>GT-100</p>		<p>Setting ranges (A)</p> <ul style="list-style-type: none"> 34 - 50 39 - 57 43 - 65 54 - 80 65 - 100 85 - 125 	 <p>GT-150</p>		<p>Setting ranges (A)</p> <ul style="list-style-type: none"> 34 - 50 39 - 57 43 - 65 54 - 80 65 - 100 85 - 125 100 - 150
Class 10A	Differential	GTK-100		GTK-150			
	Non-differential (3-heater)	GTH-100/3		GTH-150/3			
	Non-differential (2-heater)	GTH-100		GTH-150			
Class 20	Differential	GTK-100/L		GTK-150/L			

180A		220A		300A		400A		600A		800A	
											
		See page 36 for more details				See page 36 for more details				See page 38 for more details	
GMC-180		GMC-220		GMC-300		GMC-400		GMC-600		GMC-800	
kW	A	kW	A	kW	A	kW	A	kW	A	kW	A
	230		275		350		450		660		900
55	180	75	250	90	300	125	400	190	630	220	800
90	180	132	250	160	300	220	400	330	630	440	800
110	180	132	200	160	250	225	350	330	500	500	720
110	120	132	150	200	220	250	300	330	420	500	630
hp	A	hp	A	hp	A	hp	A	hp	A	hp	A
	230		275		350		450		660		900
15		15									
30		40									
60		60		100		125		150		250	
60		75		100		150		200		300	
125		150		200		300		400		600	
125		150		200		300		400		600	
4		4		5		5		6		7	



AU-100
1NO+1NC, Side mount

											
		See page 46 for more details				See page 48 for more details				See page 48 for more details	
GMC-180/4		GMC-220/4		GMC-300/4		GMC-400/4		GMC-600/4		GMC-800/4	
230		275		350		450		660		900	

 <p>Setting ranges (A) 65 - 100 85 - 125 100 - 150 120 - 180 160 - 240</p> <p>GT-220</p>	 <p>Setting ranges (A) 85 - 125 100 - 150 120 - 180 160 - 240 220 - 300 260 - 400</p> <p>GT-400</p>	 <p>Setting ranges (A) 220 - 300 260 - 400 400 - 600 520 - 800</p> <p>GT-800</p>
GTK-220	GTK-400	GTK-600
GTH-220/3	GTH-400/3	GTH-600/3
GTH-220	GTH-400	GTH-600
GTK-220/L	GTK-400/L	GTK-600/L